

WHISTLER



COMMODORE'S COMMENTS

- by Wesley Hodges -

Big Lagoon is such a magical place and the Regatta site is next level. The shoreline changes from year to year, the forest grows and decays, animals make new trails, it's always different. The Fathers Day weekend campout gave us a chance to really appreciate the property without the added layer of a racing event. When you get a chance to check out the trees around the meadow and the redwoods guarding the entrance, you can see they each have a story to tell. And so many of our local friends have Big Lagoon stories to tell.

We had a great time sailing and bonding over Fathers Day Dinghy weekend. We also had a chance to do some prep work on the site that will make Redwood Regatta smoother. Speaking of the Redwood Regatta it's that time of year to start thinking about how you would like to contribute to the event. We have lots of fun roles that will still allow you to enjoy the weekend and race your sailboat. This year's Regatta is being promoted in Latitude 38, Hobie Division 2, 3,

and at Old Town Eureka events. Pray your boat's design will have its own class and be ready to make some new friends that haven't heard your sailing stories yet!

Arcata High Student Ruth Sullivan created an amazing advertisement for our beloved event [see next page]. We are grateful to all of the students who competed for this opportunity. Please print out a poster and put it up on your community bulletin board. Stay tuned for more news of the Regatta and check the HYC website for volunteer sign ups.

- Commodore Wes



HUMBOLDT YACHT CLUB
Post Office Box 445
Eureka, California 95502

humboldtyachtclub.org

WHISTLER

BOARD OF GOVERNORS

Commodore:
Wesley Hodges

Vice Commodore:
Wendy Zampardi

Rear Commodore:
Bill Wickman

Secretary:
Martin Stephan

Treasurer:
Garrett Coonrod


Port Captain:
Will Bagnall


Members At Large:
Darren Weiss
Caris Cassidy
John Brown

Immediate Past Commodore:
Bridge Randall


Humboldt Yacht Club Presents

REDWOOD REGATTA



 Big Lagoon, California
LABOR DAY WEEKEND 2023

humboldtyachtclub.org
facebook.com/humboltyachtclub




FLY YOUR BURGEE

[time for a new one? order online]

WELCOME ABOARD

Bucky Buckaroo
Nicholas Kohl
Collin Slavey
Paul & Carina York
David Mucha
Dan Mount
Marla Weston

WHISTLER


Demystifying the Outboard Motor: A Simple Troubleshooting Guide (Part Two) from Bridge Randall - - Courtesy of OCSC Sailing

Outboard motors (engines) are fairly straightforward, but it's not uncommon for them to have issues. To avoid finding yourself in this situation, here's what you can do to prevent and solve common problems:

Outboard engine is overheating (smoking) and/or no cooling water is coming out: ~

TURN THE ENGINE OFF. If the engine can't cool itself, it can quickly cause

significant damage. ~ Sail to the fuel dock or the pump-out dock. ~ If your sails are down, set your jib or do a bare poles landing on the fuel dock, the pump out dock or any open dock space.



The outboard engine tilted up and won't go back down: ~ Leaving the engine in forward while sailing can cause it to lock in the tilted position. You can also prevent it from tilting up on its own by always pausing in neutral before shifting gears, and by storing the engine in reverse while sailing. ~ There is a small metal pin located on the engine's starboard side. If the engine is tilted up, you must lift the pin towards you while also lifting the aft end of the engine. With your hand on both the pin and the back of the engine lower the engine down.

Proper outboard engine start-up procedure:

1. Lower engine into the water using the middle of the three positions.
2. Attach the fuel line, checking the fuel tank for gas and open the vent half a turn.
3. Pump the bulb once or twice to push fuel through the line.
4. Check that the kill switch is attached.
5. Check that the engine is in neutral — do a slow pull of the start cord. If you feel resistance, double-check that you are in neutral.
6. Check that the throttle is turned down to Start for a cold engine and Restart if you have already had it running.
7. Pull the choke out if you are starting it for the first time. DO NOT pull it out if you are restarting the engine.
8. Pull the start cord out slowly about 8", pull the rest off the cord out quickly to start. If it does not start in the first three pulls, put the choke in and pull again with some throttle. If it still doesn't start, wait a little while as your engine might be flooded.
9. Slowly put the choke back in once the engine starts
10. Check propulsion by putting the engine in forward and reverse gears while safely at the dock with spring lines attached.

Proper Outboard Engine Shut off Procedure:

1. Be sure that the throttle is all the way down and the engine is in neutral
2. Press and hold the kill button until the engine stops.
3. Put the engine in REVERSE when sailing.

That's it! We hope you find this information useful, and feel safe and confident using and troubleshooting an outboard motor while out on the water!

WHISTLER




SAILING IN JUNE



Keeping A Weather Eye:

July 1	Social Hour - 1700 hrs
July 2	Sunday Scramble - 1200 hrs
July 4	Fireworks Raft Up - 1800 hrs
July 9	Potluck/Member mtg - 1800 hrs
July 13	Board of Gov'nors mtg - 1800 hrs
July 15	Trinidad Race North - 1200 hrs
July 16	Trinidad Race South - 1200 hrs
July 29	Whistler #3 - 1400 hrs





REDWOOD REGATTA

BIG LAGOON, CA. Labor Day Weekend - September 2 & 3, 2023

In the Redwoods – By the Ocean
Good Time Sailing – Camping
Boat Launch – Camp Fire & Great Food



Race Entry Fee	\$45
Weekend Camping	\$30
Dinner Saturday	\$25
Breakfast Sunday	\$10

Note: Late fees will be added if
registration completed online or
postmarked after August 25th.

On-line registration:

regattanetwork.com

Event #26602

scan the bar code below



Paper registration:

humboldtyachtclub.org

Under menu, look for Redwood Regatta tab, then
you will see link to a paper registration form to
print, fill out and mail in along with your fees.

